



SPAIN EGOVERNMENT STATE OF PLAY



POPULATION
46,196,276



GDP per capita

98
(EU = 100)

Broadband connection

67% Households
95% Enterprises

Unemployment rate

26,1%

Companies

2547,4
(In 000's)

Start-ups

7,19%
(Birth rate)

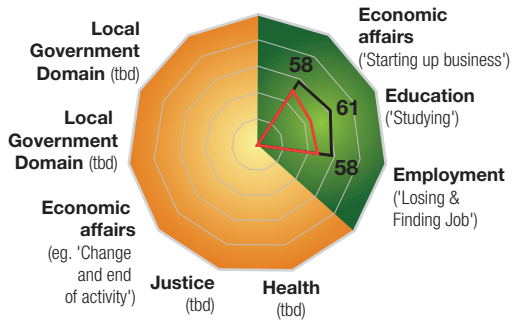
Students

1950,5
(In 000's)

EGOVERNMENT MATURITY PER LIFE EVENT

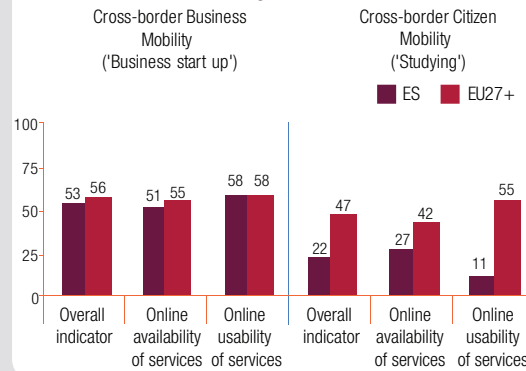
ES vs EU27+; average of top level benchmarks

2012 Measurement 2013 Measurement ES EU27+



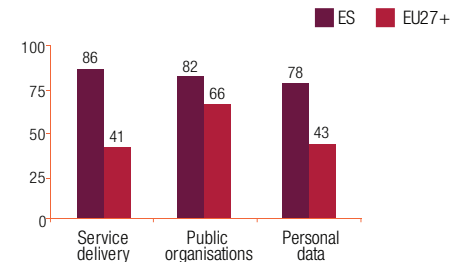
CROSS-BORDER MOBILITY

The extent to which services are online available for foreign EU citizens



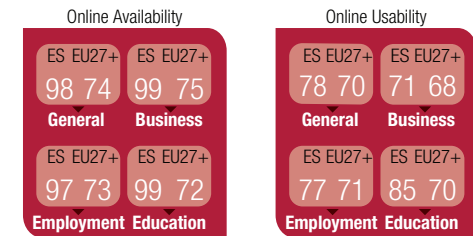
TRANSPARENT GOVERNMENT

The levels of transparency of public organisations, personal data and service delivery



USER CENTRIC GOVERNMENT

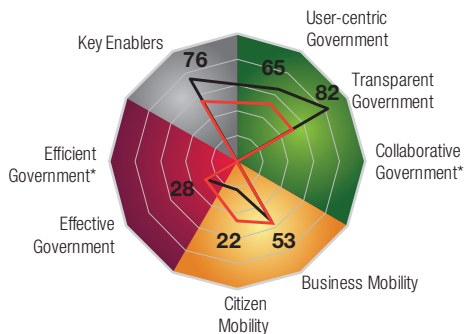
How mature are services ?



EGOVERNMENT MATURITY PER TOP LEVEL BENCHMARK

Synthesis of 4 priorities for eGovernment for EU27+

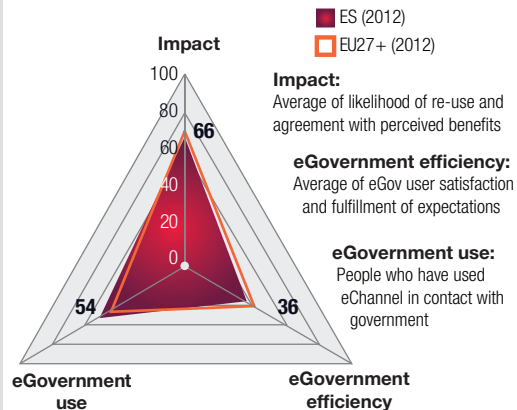
User Empowerment Single Market Efficiency & Effectiveness Pre-conditions ES EU27+



* not part of 2012 measurement

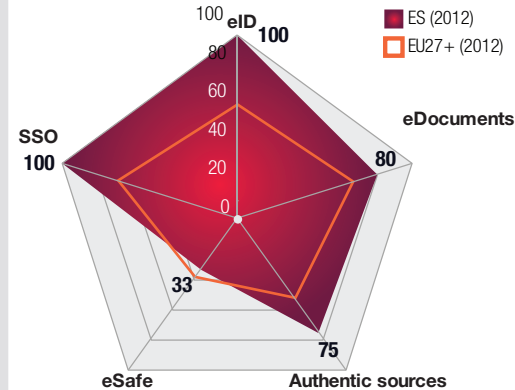
EFFECTIVE GOVERNMENT

The extent to which government succeed in satisfying their online users and achieve re-use and fulfilled expectations

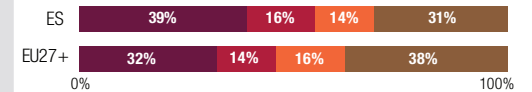


KEY ENABLERS

The extent to which key IT enablers are integrated (available) in the Life Event service models



Who is using eGovernment ?



BELIEVER: eGov User eChannel Preference (loyal user) DROP-OUTS: eGov Users NO eChannel Preference
POTENTIAL USERS: eGov Non-User eChannel Preference NON-BELIEVER: eGov Non-User NO eChannel Preference

Reasons for not using eGovernment services

